



**Scholastic Literacy Pro Student User Guide**

**Scholastic Literacy Pro 學生使用手冊**

# Browser requirement

## 瀏覽器要求

### Scholastic Learning Zone Technical Requirements

The supported system requirements for Scholastic Learning Zone (SLZ) and its products are:

Platform	OS	Browser
<b>Desktop/Laptop</b> 電腦／手提電腦	Windows 7 SP1 or Higher	IE 9, IE 10, IE 11 Google Chrome 23+ Firefox 16+
	Windows 8	IE 10, IE 11
	Windows 8.1	IE 11
	Mac OS 10.10	Safari 8
<b>iPad</b>	iOS 7	Default Browser
<b>Samsung Galaxy Tablet (7" and 10")</b>	Android 4.0 +	Default Browser

Please use the browser Google Chrome. This manual uses Google Chrome as a guide.

建議使用Google Chrome 瀏覽器，此手冊均使用Google Chrome 瀏覽器示範。

For more details on Scholastic Learning Zone Technical Requirement, visit:

有關Scholastic Learning Zone更詳盡的技術要求，請瀏覽：

[http://www.scholasticlearningzone.com/docs/Scholastic\\_Learning\\_Zone\\_Bandwidth.pdf](http://www.scholasticlearningzone.com/docs/Scholastic_Learning_Zone_Bandwidth.pdf)

# Browser requirement

## 瀏覽器要求

- All workstation browsers must have the following settings enabled
- 所有工作站瀏覽器必須啟用以下設置：
  - Pop-Up Blockers: Must be disabled, or Student and Educator Access pages excepted  
阻止彈出窗口程式：必須被禁用，或學生和教育者訪問頁面除外
  - Security Level Settings: Default settings supported; IE Maximum Security levels not supported  
安全級別設置：支持默認設置; 不支持IE最安全級別
  - Images Enabled: Default settings are supported; Image Display must not be turned off  
啟用圖像：支持默認設置; 圖像顯示不能關閉
  - Privacy Settings: Default settings supported; Maximum Privacy Setting (disabling cookies) not supported  
隱私設置：支持默認設置; 不支持最隱私設置（禁用Cookie）
  - Mixed Content: Should allow secure content (e.g. https://)  
混合內容：應允許安全內容（例如https：//）

# 1.1 Login 登入

There are **two ways** to enter the Scholastic Learning Zone website:  
有兩種方式進入Scholastic Learning Zone的網站：

- (1) Through the school website (scroll down to **Scholastic**):  
通過學校網站(向下滾動到**Scholastic學樂兒閱讀**):

<http://www.mukuang.edu.hk/>



- (2) Enter the URL directly:  
直接輸入學校專用網址:

- <https://slz02.scholasticlearningzone.com/slz-portal/#/login3/HKG6F2G>

Or  
或



## 1.2 Login 登入

- Login with your username and password. (Please make sure you enter carefully all uppercase and lowercase letters)
- 登入到個人帳戶。(必須按大小楷輸入)



Welcome to Scholastic Learning Zone

**School: Mu Kuang English School [Change Org]**

By Clicking Login I agree to and accept the [Privacy Policy](#)

Username

Password

Login

If you have forgotten your username or password, please contact your teacher.  
Are you a group administrator? [Click here](#) to login

## 1.3 Login 登入

- Click the **Literacy Pro** icon or the **Literacy Pro Library** icon.
- 點選**Literacy Pro** 圖標或**Literacy Pro Library** 圖標。

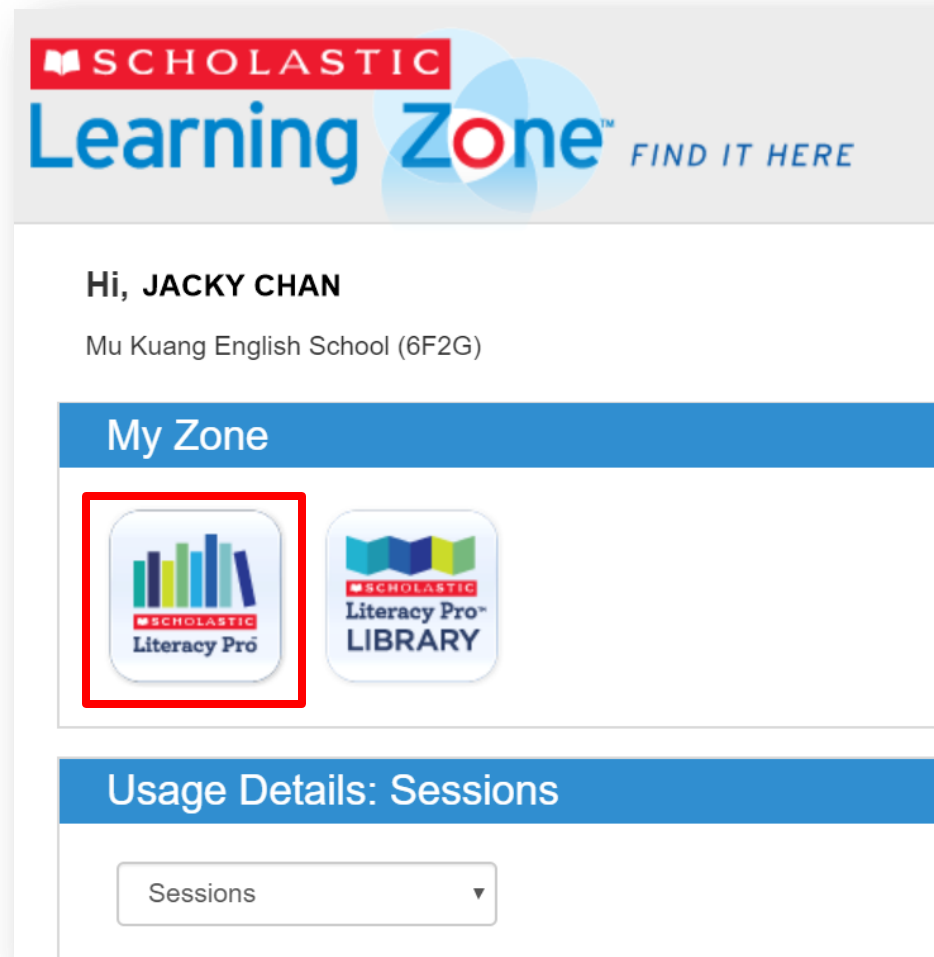


**Take the LitPro Test**  
進行閱讀理解測驗  
**Take the book quiz**  
進行圖書小測

**Read the ebooks**  
閱讀電子圖書  
**Audio recording**  
圖書錄音及圖書記事本

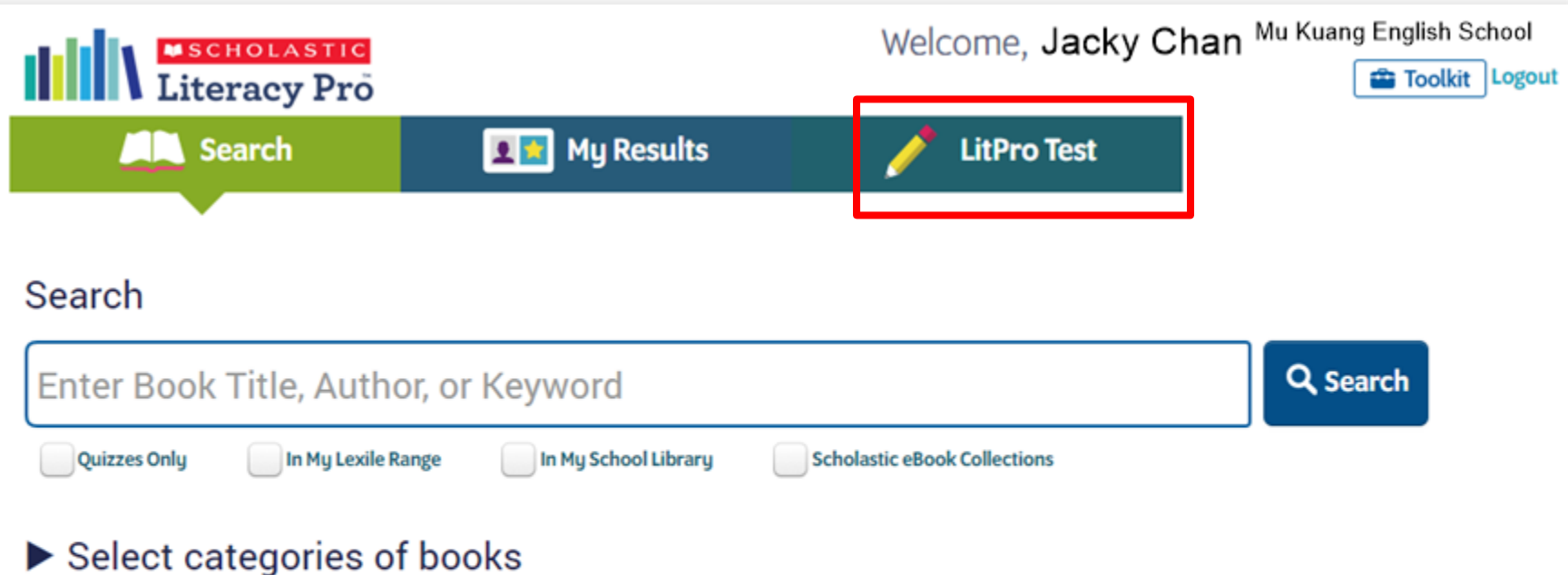
## 2.1 LitPro Test閱讀理解評估

- To take the LitPro Test and book quizzes, click Literacy Pro icon.
- 進行閱讀理解評估及圖書小測，點選Literacy Pro 圖標。



## 2.2 LitPro Test閱讀理解評估

- On the homepage, select “LitPro Test” on the top right to take the diagnostic test.
- 在主頁中，選擇右上方的 “LitPro Test”進行閱讀理解評估。

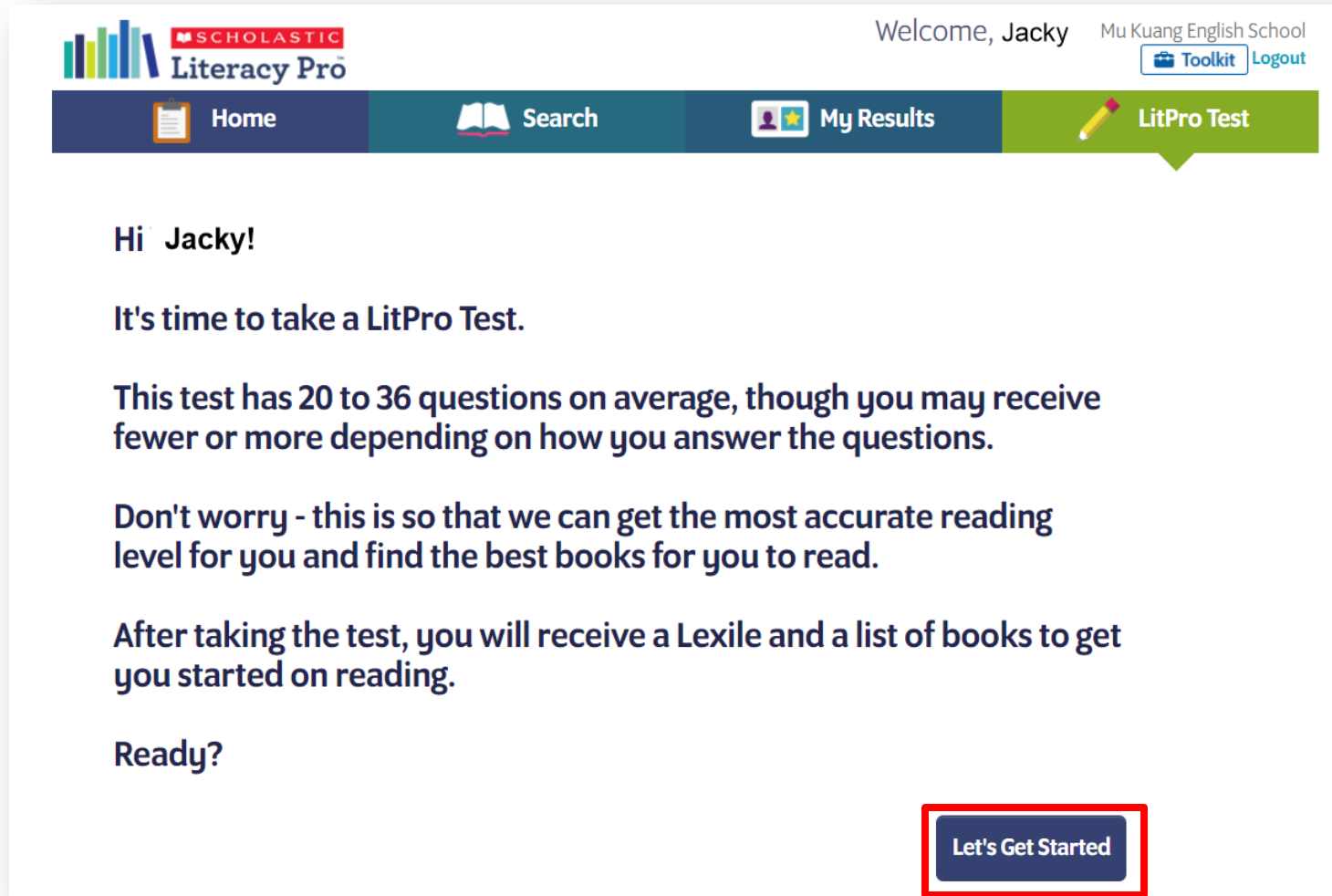


The screenshot shows the Scholastic Literacy Pro homepage. At the top left is the Scholastic Literacy Pro logo. To the right, it says "Welcome, Jacky Chan" and "Mu Kuang English School". There are links for "Toolkit" and "Logout". Below the header is a navigation bar with three buttons: "Search" (green), "My Results" (dark blue), and "LitPro Test" (dark blue with a pencil icon). The "LitPro Test" button is highlighted with a red rectangular box. Below the navigation bar is a search section with the heading "Search". It features a large text input field with the placeholder text "Enter Book Title, Author, or Keyword" and a blue "Search" button. Below the input field are four checkboxes: "Quizzes Only", "In My Lexile Range", "In My School Library", and "Scholastic eBook Collections". At the bottom of the search section is a link that says "► Select categories of books".



## 2.3 LitPro Test 閱讀理解評估

- Press “Let’s Get Started” to start the test.
- 點選 “Let’s Get Started”開始評估。



The screenshot shows the Scholastic Literacy Pro website interface. At the top, there is a navigation bar with the Scholastic Literacy Pro logo on the left, and user information "Welcome, Jacky" and "Mu Kuang English School" on the right, along with "Toolkit" and "Logout" links. Below the navigation bar is a menu with four items: "Home", "Search", "My Results", and "LitPro Test". The "LitPro Test" item is highlighted with a green background and a yellow pencil icon. The main content area below the menu contains the following text:

Hi Jacky!

It's time to take a LitPro Test.

This test has 20 to 36 questions on average, though you may receive fewer or more depending on how you answer the questions.

Don't worry - this is so that we can get the most accurate reading level for you and find the best books for you to read.

After taking the test, you will receive a Lexile and a list of books to get you started on reading.

Ready?

At the bottom right, there is a blue button with the text "Let's Get Started" highlighted by a red rectangular border.

## 2.4 LitPro Test 閱讀理解評估

- Next you'll see the test directions. Click “Let's Get Started” to start the first question.
- LitPro Test 首頁是說明頁，點選 “Let's Get Started” 開始第一條題目。

**Jacky Chan**

**Directions:**

For each item, you will read a short passage and then complete a sentence about what you've read.

Select your answer by choosing the word that best completes the sentence.

When you are ready, select the **Next →** button or press the Enter key to move on to the next question.

If you want to skip a question, select the **Skip ↗** button.

You may skip up to three questions.

**Exit**

**Let's Get Started**

## 2.5 LitPro Test閱讀理解評估

- Every LitPro Test has **20 multiple choice questions**. Students can skip up to 3 questions. Click “Next” go to the next questions.
- 每次評估需要回答**20條選擇題**，當中會有3次略過題目的機會，按” Next” 到下一條題目。
- The reading assessment is **an adaptive test** that adjusts to students’ response.
- 測驗的問題會因應學生的答案而調整下一條問題的難度。

Jacky Chan

Tina and her brother Nathaniel looked at each other. Then they stepped back in line and let two ladies get in front of them. They each had their own bus fare and wanted to get as far away from their mother and their little sister as possible.

They wanted to be \_\_\_\_\_.

**A** home

**B** warm

**C** polite

**D** alone

Skip ↗  
3 skips left

Next ➡

## 2.6 LitPro Test閱讀理解評估

- When students finish the LitPro Test, they may see their results. Click “Exit” to exit the test. (The Literacy Pro program itself does not include any ebooks.)
- 當學生完成評估後便會得一個Lexile分數，按 “Exit”回到主頁面。(Literacy Pro 內不設圖書閱讀功能)
- Once the students get their Lexile measure, they can [visit Literacy Pro Library](#) to find books of their level
- 學生收到他們的Lexile評估分數後，可以[瀏覽Literacy Pro Library](#) 尋找適合他們的圖書。

The screenshot shows the results of a LitPro Test for a student named Jacky Chan. The header is a dark teal bar with the name "Jacky Chan" in white. Below the header, the text "Congratulations, Jacky Chan! You have finished the test." is displayed in a large, bold, dark blue font. Underneath, the text "My Lexile" is followed by "Your Lexile measure is 1185L." in a light blue font. The score "1185L" is also displayed in a large, light blue font. A red rectangular box highlights the "Exit" button in the bottom left corner. To the right of the score, there is a box containing a "Remark:" which states: "Lexile scores start from **BR (Basic Reader)**. Students can find and read books in **Literacy Pro Library** they are interested in at their Lexile level. Lexile 分數以**BR (Basic Reader)** 為基礎，學生可按照自己的Lexile 程度到**Literacy Pro Library** 選擇有興趣且合適的圖書。". In the bottom right corner, there is a "Next" button.

Jacky Chan

Congratulations, Jacky Chan! You have finished the test.

My Lexile Your Lexile measure is 1185L.

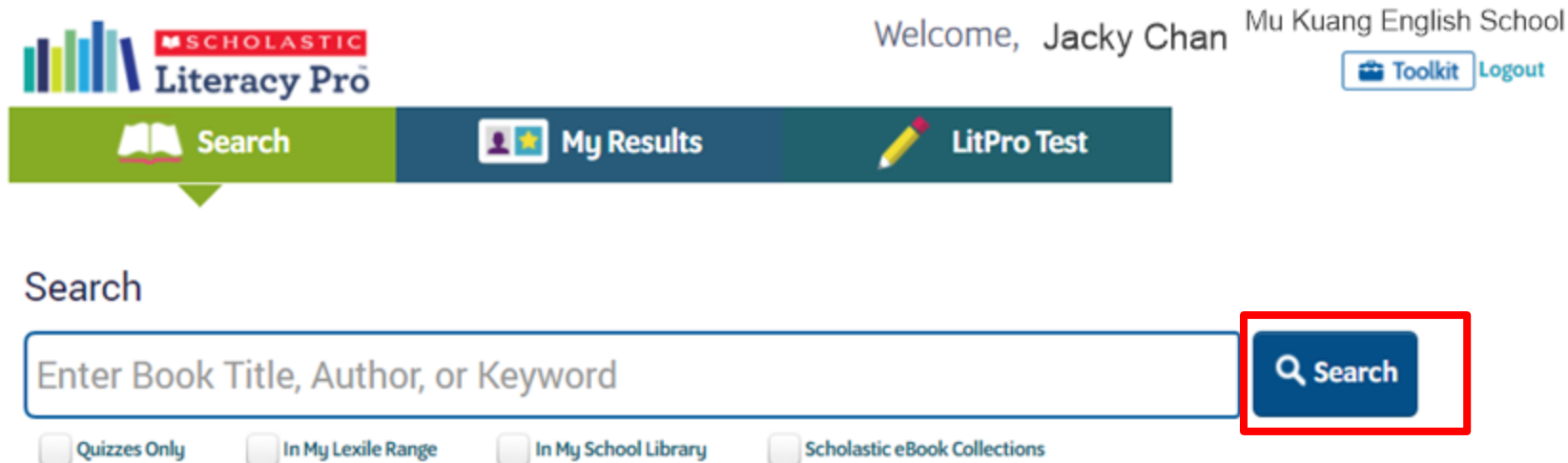
1185L

Remark:  
Lexile scores start from **BR (Basic Reader)**. Students can find and read books in **Literacy Pro Library** they are interested in at their Lexile level.  
Lexile 分數以**BR (Basic Reader)** 為基礎，學生可按照自己的Lexile 程度到**Literacy Pro Library** 選擇有興趣且合適的圖書。

Exit Next

## 3.1 Book Quiz 圖書小測

- Once students have read the books 學生看完圖書後
- Click “Search” to find book quizzes. Enter the book title, author or keyword.
- 點選 “Search” 搜尋圖書小測，輸入書名、作者或關鍵字搜尋。



Search

Enter Book Title, Author, or Keyword

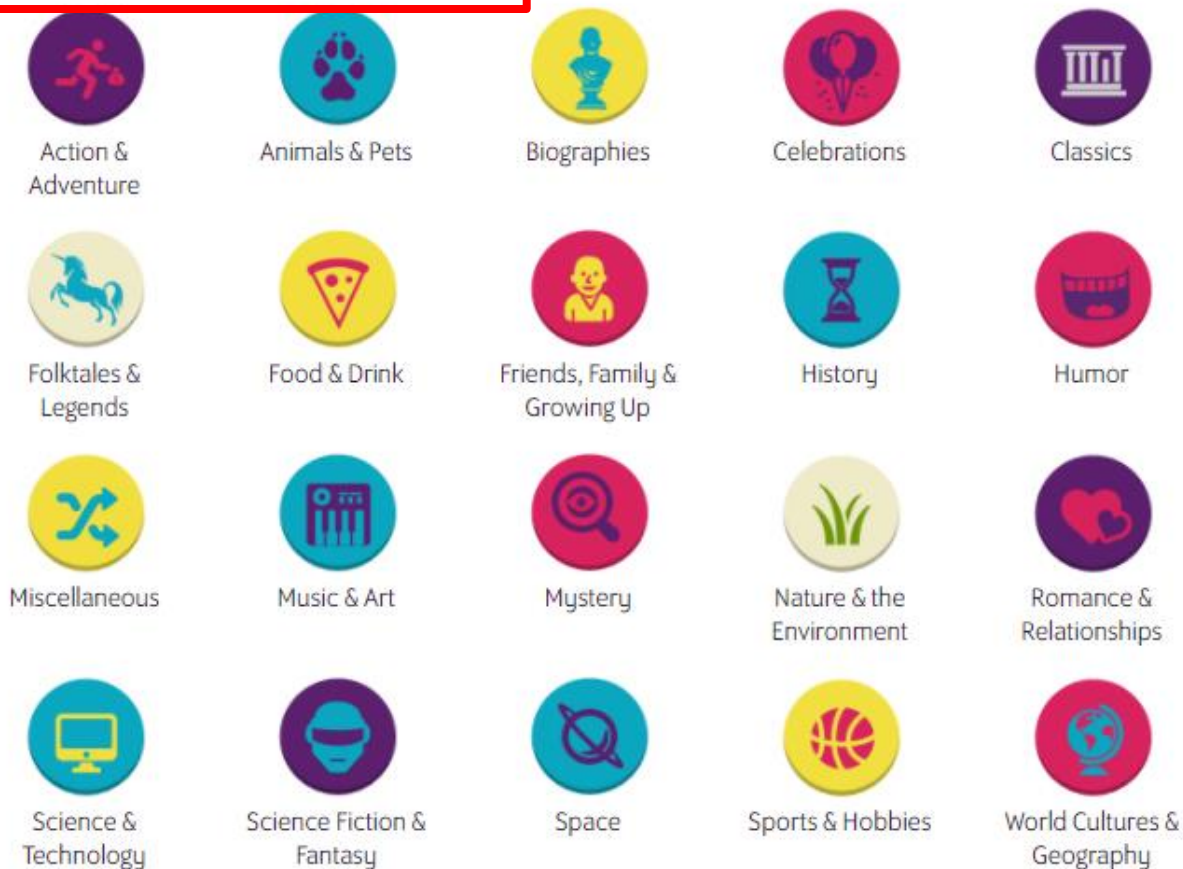
☐ Quizzes Only ☐ In My Lexile Range ☐ In My School Library ☐ Scholastic eBook Collections

► Select categories of books

## 3.2 Book Quiz 圖書小測

- Alternatively, expand “Select categories of books” to search book quizzes by reading interests.
- 另外，亦可點選“Select categories of books” 以閱讀興趣搜尋圖書小測。

▼ Select categories of books



### 3.3 Book Quiz 圖書小測

- When you find the book quiz, click “Take the Quiz” to start the quiz.
- 找到圖書小測，點選 “Take the Quiz”開始答題。

The screenshot shows the Scholastic Literacy Pro website. At the top, there's a navigation bar with 'Search', 'My Results', and 'LitPro Test' buttons. The user is logged in as 'Jacky Chan' from 'Mu Kuang English School'. The search results for 'Geronimo Stilton' are displayed, including a book cover and a table with Lexile and Word Count information. A 'Take the Quiz' button is highlighted with a red box.


**Scholastic Literacy Pro** Welcome, Jacky Chan Mu Kuang English School [Toolkit](#) [Logout](#)

**Search** **My Results** **LitPro Test**

Selected categories of books [Edit](#)

Search results for : **Geronimo Stilton**

☐ Quizzes Only ☐ In My Lexile Range ☐ In My School Library ☐ Scholastic eBook Collections

	Lexile	Word Count
 <b>Geronimo Stilton, Secret Agent</b> <b>Geronimo Stilton</b> Geronimo Stilton Unlike his sister, Thea, Geronimo usually manages to avoid the mysteries of life. When somehow he finds himself going undercover to get to the bottom of a case, he hardly knows where to start! But Geronimo Stilton, Secret Agent Mouse? It's a title he could get used to!	490L	6381

**Action & Adventure** **Friends, Family & Growing Up** **Humor** **Mystery** **Take the Quiz**

## 3.4 Book Quiz 圖書小測

- Every book quiz has **10 questions**. Click “Next” to go to the next question.
- 每個圖書小測需要回答**10條選擇題**，點選 “Next”到下一條題目。

**Hi, Jacky Chan**  
This is the quiz for Geronimo Stilton, Secret Agent

1. Geronimo \_\_\_\_\_ after he realised that he was on his own.

☐ A got a headache

☐ B tried to stand tall

☐ C straightened his tie

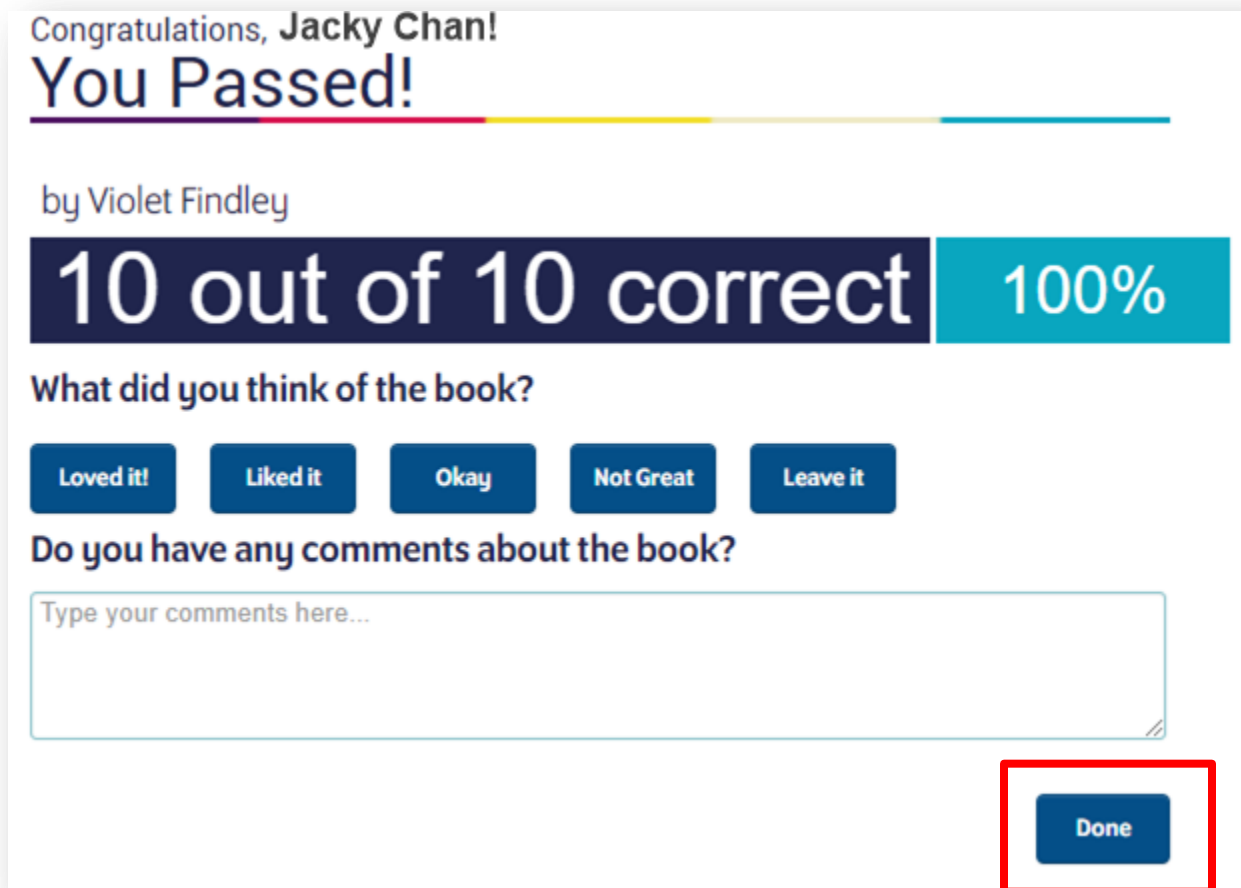
☐ D began to sob

Exit Quiz **Next**



## 3.5 Book Quiz 圖書小測

- When students finish the quiz, they may see their score, write comments and rate the book.
- 當學生完成圖書小測後會馬上得出分數，他們可以寫下圖書感想及評分。



Congratulations, Jacky Chan!

# You Passed!

by Violet Findley

**10 out of 10 correct** **100%**

What did you think of the book?

**Loved it!** **Liked it** **Okay** **Not Great** **Leave it**

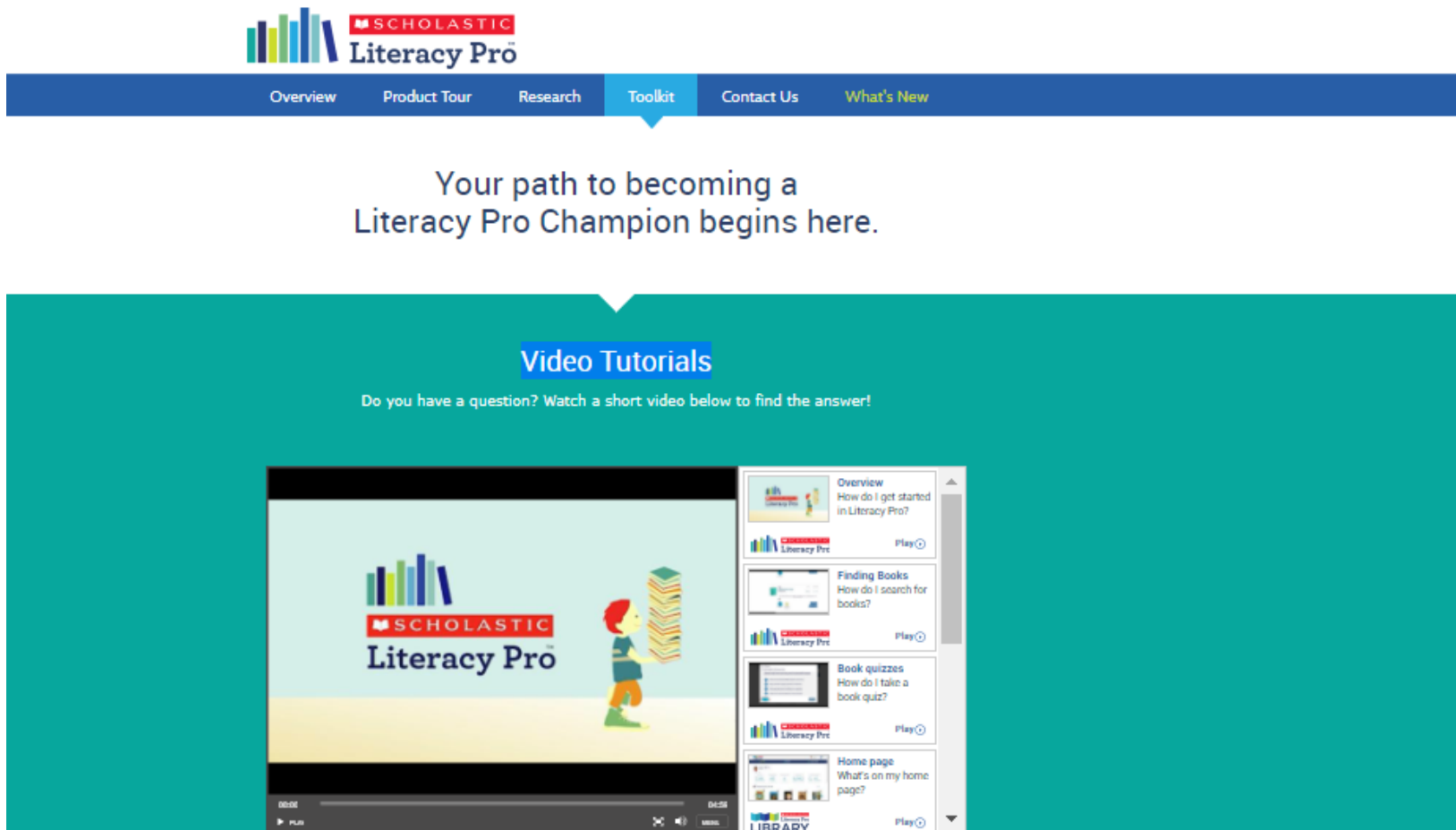
Do you have any comments about the book?

Type your comments here...

**Done**

## 4. Toolkit 工具箱

- For any questions, click “Toolkit” from the right-hand corner to find the answers in the short video tutorials.
- 如有問題，在右上角點選“Toolkit”觀看教程短片尋找答案！



## 5. Video Tutorial in Chinese 中文影片教學

- For video tutorial in Chinese, visit the YouTube link below.
- 有關中文影片教學，請收看以下YouTube鏈接。
- The video tutorial uses the old interface, but the navigation and functions are the same.
- 視頻教程使用舊界面，但導航和功能是一樣的。



[https://www.youtube.com/playlist?list=PL\\_gp4T5FXZP5nsFKGTkKkUs7oNLYuDw1P](https://www.youtube.com/playlist?list=PL_gp4T5FXZP5nsFKGTkKkUs7oNLYuDw1P)

A screenshot of a YouTube browser interface showing a playlist. The browser's address bar displays the URL: https://www.youtube.com/playlist?list=PL\_gp4T5FXZP5nsFKGTkKkUs7oNLYuDw1P. The YouTube header includes the logo, a search bar, and navigation icons. On the left, a sidebar menu lists options like Home, Trending, Subscriptions, Library, History, Watch later, Subscriptions, Popular on YouTube, Music, Sports, Gaming, Browse channels, YouTube Movies, Settings, and Help. The main content area features a video player showing a 'Literacy Pro' interface with a 'PLAY ALL' button. Below the player, the channel name 'Literacy Pro - 學生帳戶 Student's account' is shown, along with '10 videos • 778 views • Last updated on Aug 4, 2016'. The channel logo is a red circle with a white 'S', and the name 'Schools Scholastic' is next to it, with a red 'SUBSCRIBE 0' button. A note states 'The demos are using Chrome browser.' On the right, a list of seven video thumbnails is displayed, each with a number, a title in Chinese, the channel name 'Schools Scholastic', and a duration. The titles are: 1. 學生: 學生如何登入Literacy Pro? (2:22), 2. 學生: 如何開始 "LitPro Test"? (1:39), 3. 學生: "LitPro Test" 是怎樣做的? (2:14), 4. 學生: 什麼是 "Reading Interests" 和 "Recommended Book List"? (1:05), 5. 學生: Literacy Pro 能夠看電子書嗎? (1:14), 6. 學生: Book Quiz是怎樣做的? (2:28), and 7. 學生: 為什麼我去不到登入頁面? (1:02).



**Scholastic Literacy Pro Library Student User Guide**

**Scholastic Literacy Pro Library 學生使用手冊**

## 6. Login 登入

- Click the **Literacy Pro** icon or the **Literacy Pro Library** icon.
- 點選**Literacy Pro** 圖標或**Literacy Pro Library** 圖標。




**Take the LitPro Test**  
進行閱讀理解測驗  
**Take the book quiz**  
進行圖書小測

**Read the ebooks**  
閱讀電子圖書  
**Audio recording**  
圖書錄音及圖書記事本

## 7. LitPro Library 閱讀電子書

- To read the eBooks, click the Literacy Pro Library icon.
- 要閱讀電子書，點選Literacy Pro Library圖標



## 8. Home – Reading Progress 主頁 – 閱讀進度

- The homepage shows a) the student's Lexile level and reading data, b) the eBooks assigned to the student by the teacher, and c) the eBooks the student has selected.
- 主頁顯示a) 學生的Lexile級別和閱讀數據，b) 老師指派給學生的圖書，以及c) 學生選擇的圖書。

The screenshot shows the 'Home' page of the Literacy Pro Library interface. At the top, there is a navigation bar with 'HOME', 'BOOKS', and 'COLLECTIONS' tabs. The user's name 'Julia Roberts' and a 'Change' link are visible. Below the navigation bar, five key statistics are displayed in boxes: 'MY LEXILE' (858L), 'ASSIGNED BOOKS' (19), 'COMPLETED BOOKS' (1), 'WORDS READ' (1,689), and 'TIME SPENT READING' (0 hrs 4 mins). The 'Assigned By My Teacher' section shows five book covers: 'We Are Paintings', 'Astronaut Sam Armstrong', 'Butterfly', 'Turtles Take Their Time', and 'Quiz'. The 'Books I Selected' section shows three book covers: 'Look Into My Castle', 'Albert Einstein', and 'Tricky Rabbit'. Each book cover has a 'Quiz' button and an information icon.

**HOME** **BOOKS** **COLLECTIONS**

Julia Roberts  
SA  
Change

**MY LEXILE**  
858L

**ASSIGNED BOOKS**  
19

**COMPLETED BOOKS**  
1

**WORDS READ**  
1,689

**TIME SPENT READING**  
0 hrs 4 mins

Assigned By My Teacher [See All](#)

Quiz

We Are Paintings

Astronaut Sam Armstrong

Butterfly

Turtles Take Their Time

Books I Selected [See All](#)


Quiz

Albert Einstein

Tricky Rabbit

## 9. Choosing the right eBooks 選擇合適的電子書

- Click the middle tab “BOOKS”. 選擇中間的 “BOOKS”。



- Use the filters on the left side of the screen to filter the books for specific results.
- 在左側過濾閱讀程度、圖書類型、興趣類別及系列尋找合適的電子書。

**FILTER** Clear ✕

**My Books** —

☐ Assigned

☐ Unread

☐ Partially Read

☐ Completed

**Reading Level** —

☒ Books In My Lexile Range

Lexile Level

From  to

Reading Level

☐ 1-8

☐ 9-14

☐ 15-20

☐ 21-25

☐ 26-30

Guided Reading Level

☐ A, B, C, D

☐ E, F, G, H

☐ I, J, K, L

☐ M, N, O, P

☐ Q, R, S, T

☐ U, V, W, X

☐ Y, Z

**Genre** —

☒ Fiction

☐ Non-Fiction

**Interest Category** —

☒ Action & Adventure

☐ Animals & Pets

☐ Biographies

☐ Celebrations

☐ Classics

☐ Folktales & Legends

☒ Food & Drink

☐ Friends, Family & Growing Up

☐ History

☐ Humor

☐ Miscellaneous

☒ Music & Art

☐ Mystery

☒ Nature & the Environment

☐ Romance & Relationships

☒ Science & Technology

☐ Science Fiction & Fantasy

☐ Space

☐ Sports & Hobbies

☐ World Cultures & Geography

**Series** —

☐ A True Book

☐ Action

☐ Animals in Order

☐ Classic Goosebumps

☐ Enchantment of the World

☐ Everyday Book Box Blue

☐ Everyday Book Box Green

☐ Everyday Book Box Orange

☐ Everyday Book Box Red

☐ Everyday Book Box Yellow

☐ Explore More

☐ I Am

☐ Learn About Weather

☐ Nature's Children

☐ Read 180

☐ Rookie Read-About Geography

☐ Rookie Read-About Health

☐ Rookie Read-About Mathematics

☐ Rookie Read-About Safety

☐ Rookie Read-About Science

☐ Rookie Read-About Sports

☐ Rookie Reader

☐ Rookie Reader Treasury

☐ Rookie Ready to Learn

☒ Scholastic Classics

☐ Scholastic Discover More


☐ Scholastic News Nonfiction Readers

☐ Welcome Autumn

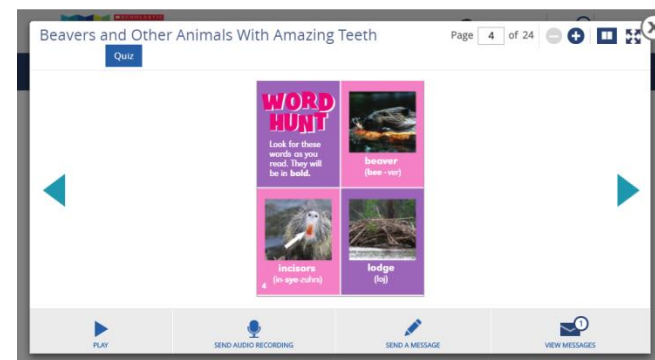


## 10. eBook Cover Thumbnail 電子書封面縮略圖

- Scroll over an eBook cover and click
  - a) cover for eBook content,
  - b) icon “i” for “Book information” and
  - c) icon “O” for reading progress.
- 在電子書封面上按
  - a) 封面用於打開電子書，
  - b) 圖標「i」用於“圖書信息”檢視電子書的詳細資料，
  - c) 圖標“O”用於閱讀進度。

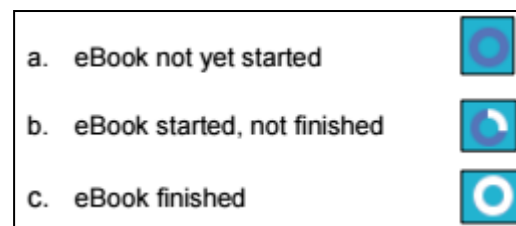
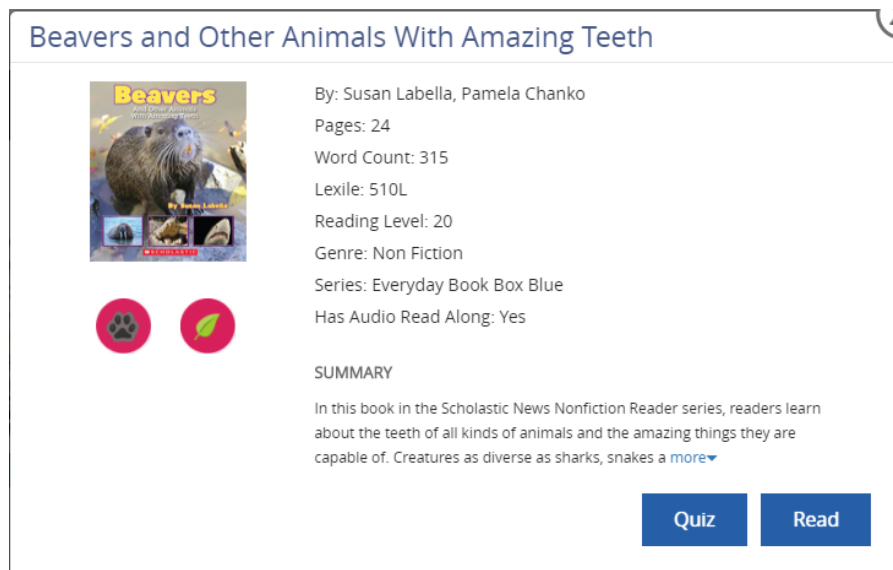


a: eBook content





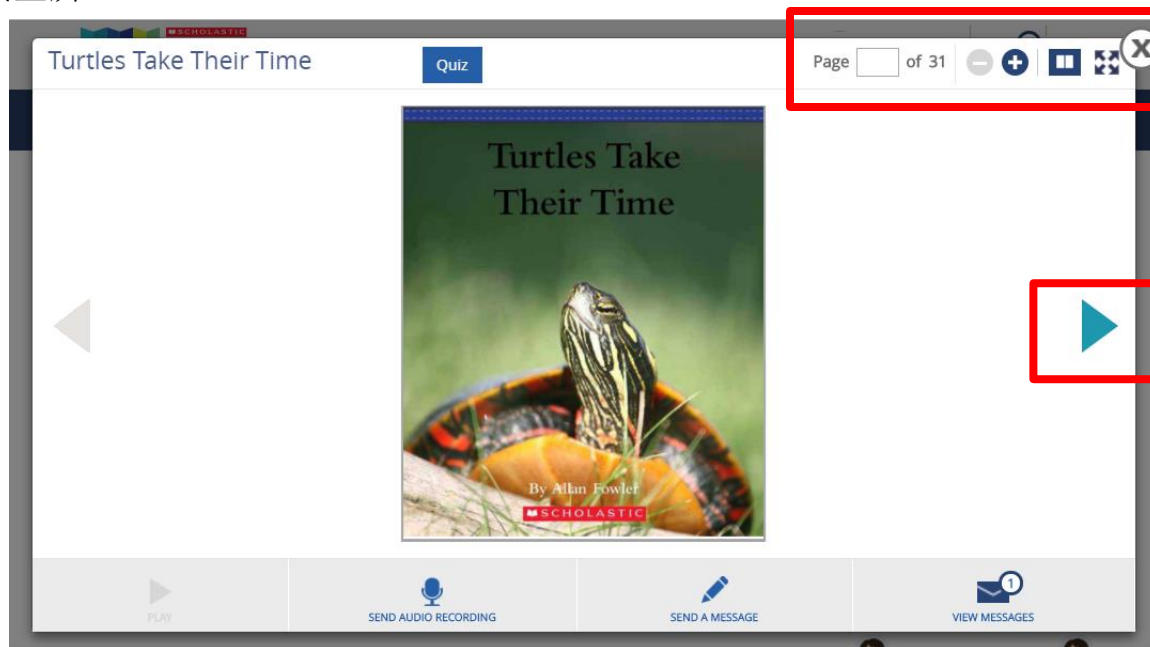
c: Reading progress

b: Book information



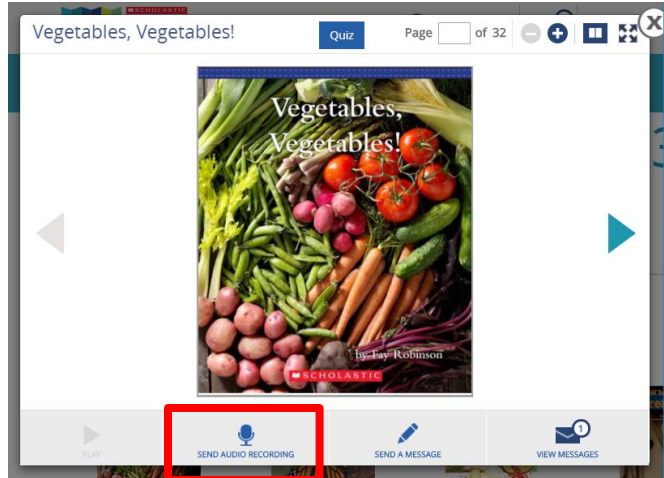
# 11. eBooks features - Navigation 電子書的功能 - 導覽列

- To turn the page of the eBook, click the arrow button on either side of the page.
- 單擊頁面兩邊的箭頭按鈕來翻頁。
- Jump to different pages by entering the page number.
- 通過輸入頁碼來翻到不同的頁面。
- The eBook can be viewed in either a single page or double page layout.  
選擇Double 以雙頁模式閱讀，Single 則為單頁閱讀。
- There is a zoom button to make the text larger.
- 縮放按鈕使放大文本。
- Press  to toggle full screen.
- 按  可切換全屏。



## 12. eBooks features - Audio Recording 電子書的功能 - 錄音

- A student can send their teacher an audio recording by clicking the “send audio recording” button.  
學生可以通過點擊“send audio recording”按鈕向老師發送錄音。



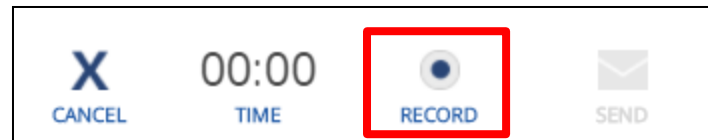
1.




2.




3.



4.

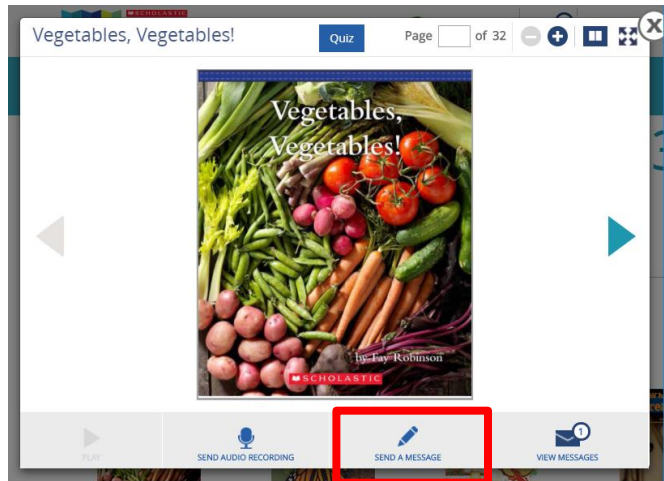


5.



## 13. eBooks features – Send Message 電子書的功能 - 發送信息

- A student can send their teacher a message by clicking the “send message” button.
- 學生可以通過點擊“send message”按鈕向老師發送信息。



1.



2.

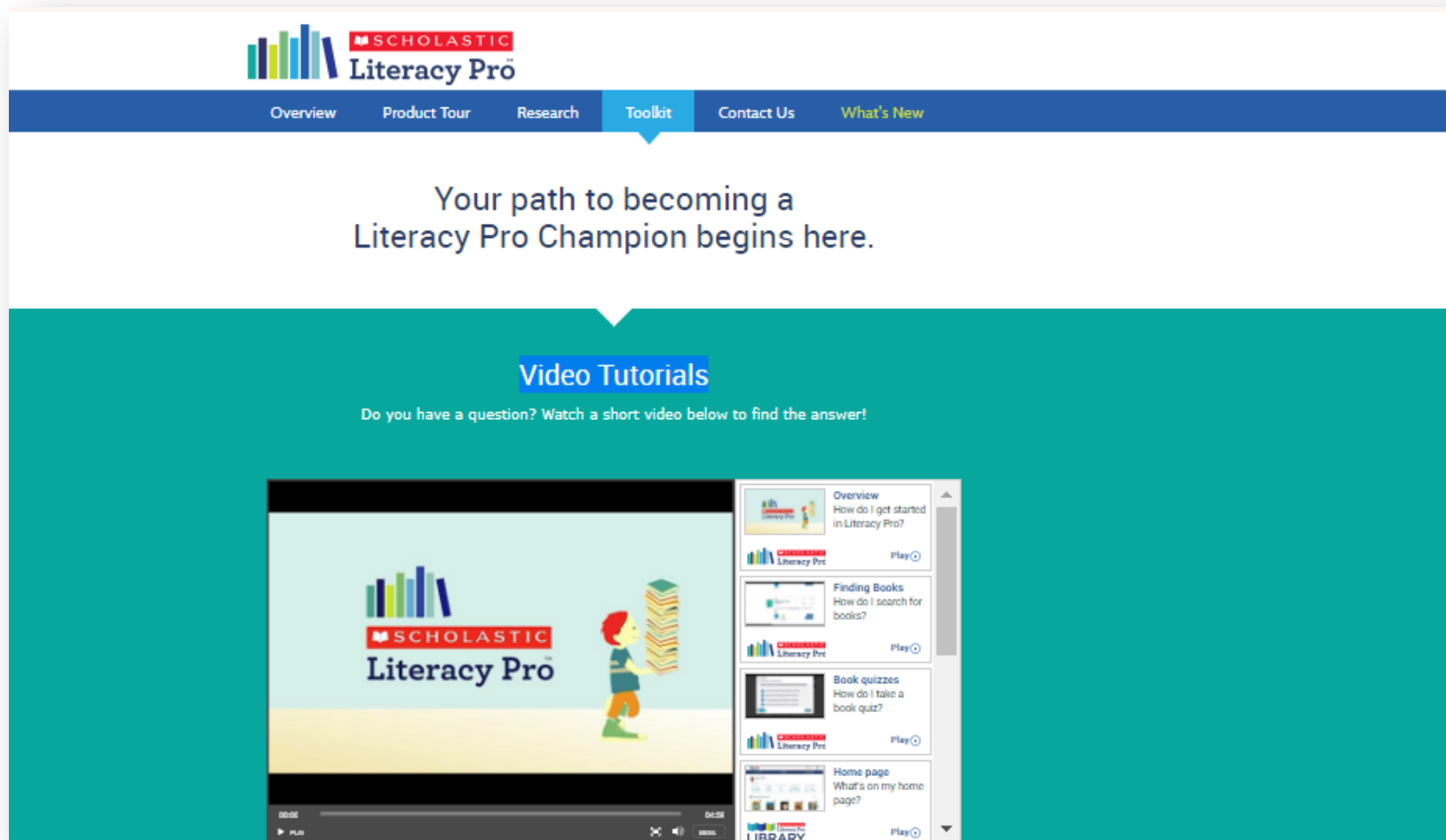
A screenshot of a message form. The title 'Send a message about this book to your teacher' is at the top. Below it is a large text input area containing the text 'I love this e-book!'. At the bottom right, there are two buttons: 'Cancel' and 'Send' (highlighted with a red box). A 'Back to Book' link is visible in the top right corner.

## 14. Toolkit 工具箱

- For any questions, click “Toolkit” from the right-hand corner to find the answers in the short video tutorials.
- 如有問題，在右上角點選“Toolkit”觀看教程短片尋找答案！

Welcome, Julia SL7 Test School HK

 Toolkit [Logout](#)



The screenshot shows the Scholastic Literacy Pro website. At the top, the Scholastic Literacy Pro logo is displayed. Below the logo is a navigation bar with links: Overview, Product Tour, Research, Toolkit (highlighted), Contact Us, and What's New. The main heading reads "Your path to becoming a Literacy Pro Champion begins here." Below this is a section titled "Video Tutorials" with the text "Do you have a question? Watch a short video below to find the answer!". A video player is embedded, showing a cartoon character standing next to a stack of books. To the right of the video player is a sidebar with a list of video tutorials, each with a thumbnail and a "Play" button. The tutorials listed are: Overview (How do I get started in Literacy Pro?), Finding Books (How do I search for books?), Book quizzes (How do I take a book quiz?), and Home page (What's on my home page?).

# 15. Video Tutorial in Chinese 中文字幕影片教學

- For video tutorial with Chinese subtitles, visit the YouTube link below.
- 有關有中文字幕的影片教學，請收看以下YouTube鏈接。

<https://youtu.be/5QOLb0Ywhc0>



Literacy Pro Library User Guide Video Student (Chinese subtitles)

LIBRARY

HOME BOOKS COLLECTIONS

## Books

Search Books

Show 40

**FILTER** Clear

**My Books**

- ☒ Assigned
- ☐ Unread
- ☐ Partially Read
- ☐ Completed

Reading Level +

Series +

Format +

School Subject +

Reading Skill +

Genre +

Age +

Interest Category

- ☐ Action & Adventure
- ☐ Animals & Pets

Log Hotel

Buzz, Buzz, Bee

Flies Are Fascinating

Ants in the Garden

Quiz

Quiz

Quiz

Quiz

It's a Good Thing

The Great Bug Hunt

Quiz

Quiz

Quiz

Quiz

「測試」圖示將引領學生直接進入立博測試頁面；

1:51 / 5:39